

# Trustee Council

## Ensuring Consistency, Transparency and Accountability

Following the 2010 *Deepwater Horizon* oil spill, federal and state agencies came together to form the *Deepwater Horizon* Natural Resource Damage Assessment Trustee Council. After the 2016 global settlement, the Trustee Implementation Groups were established.

The Gulf of Mexico ecosystem is very diverse with a wide variety of natural resources and habitats that depend on each other. The spill injured a wide range of wildlife and habitats. It also negatively impacted recreational opportunities, such as fishing and boating. The injuries occurred across the entire Gulf ecosystem.

Because the injuries were ecosystem-wide, the Trustee Implementation Groups are taking a comprehensive and integrated approach to restoring the Gulf, consistent with our Programmatic Restoration Plan released in 2016.

The Trustee Council is responsible for making sure restoration projects are consistent with the Programmatic Restoration Plan. It also ensures transparency, and fiscal and scientific accountability.

The Trustee Implementation Groups are developing restoration plans and implementing projects to restore the natural resources injured by the spill.

---

Working together, the Trustee Implementation Groups have approved approximately \$5.08 billion for more than 320 restoration projects.

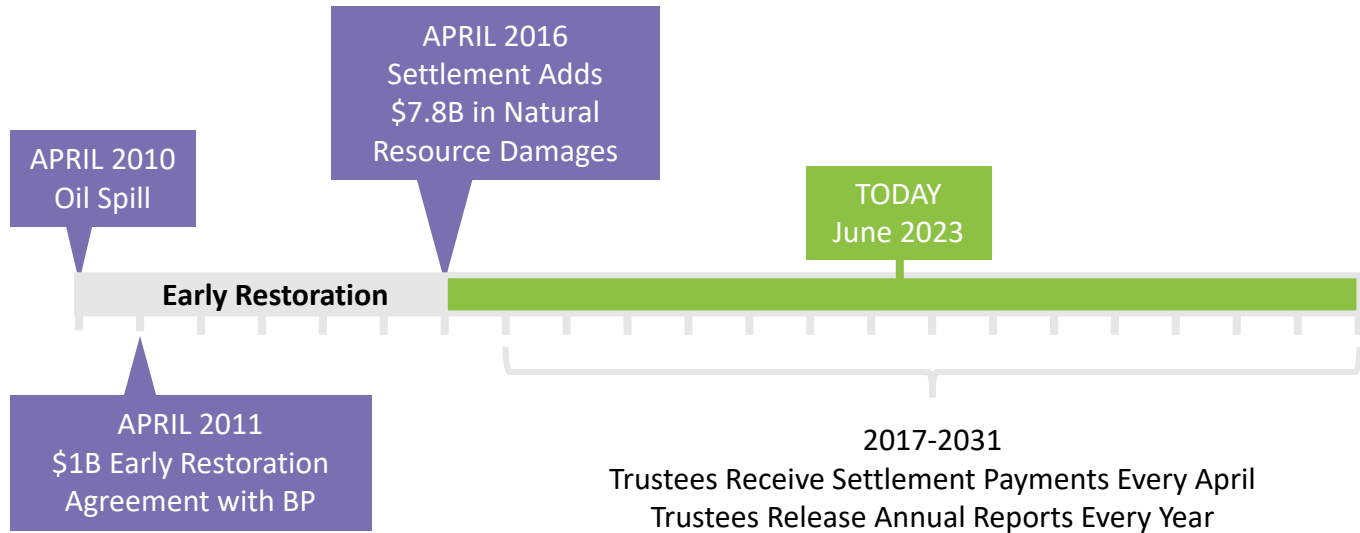
---

For more information visit:  
[www.gulfspillrestoration.noaa.gov](http://www.gulfspillrestoration.noaa.gov)



# Restoration Timeline

As a result of the April 2016 settlement, BP agreed to pay an additional \$7.8 billion to the Trustees over a 15-year timeline.



## Key Documents


### Restoration Planning and Review

In 2016 the Trustee Council finalized a programmatic restoration plan. The document includes overarching restoration goals for the entire Gulf ecosystem and broad restoration types that guide development and selection of restoration projects. The plan does not include a list of individual restoration projects like you often see in Trustees' restoration plans.

[gulfspillrestoration.noaa.gov/restoration-planning/gulf-plan](http://gulfspillrestoration.noaa.gov/restoration-planning/gulf-plan)



The Trustees released the first Deepwater Horizon Natural Resource Damage Assessment Programmatic Review in 2021. The Programmatic Review provided an in-depth look at restoration progress through the end of 2020.



The Programmatic Review included summaries of administrative and financial information, public engagement activities, monitoring data, and project accomplishments. The document also included other metrics that support restoration program evaluation.

[gulfspillrestoration.noaa.gov/monitoring-and-adaptive-management/reviewing-restoration-progress](http://gulfspillrestoration.noaa.gov/monitoring-and-adaptive-management/reviewing-restoration-progress)

# What We Restore

## Restore and Conserve Habitat



Wetlands, Coastal, and Nearshore Habitats



Habitat Projects on Federally Managed Lands

## Restore Water Quality



Nutrient Reduction



Water Quality

## Provide and Enhance Recreational Opportunities



Provide and Enhance Recreational Opportunities

## Replenish and Protect Living Coastal and Marine Resources



Fish and Water Column Invertebrates



Sturgeon



Oysters



Submerged Aquatic Vegetation



Birds



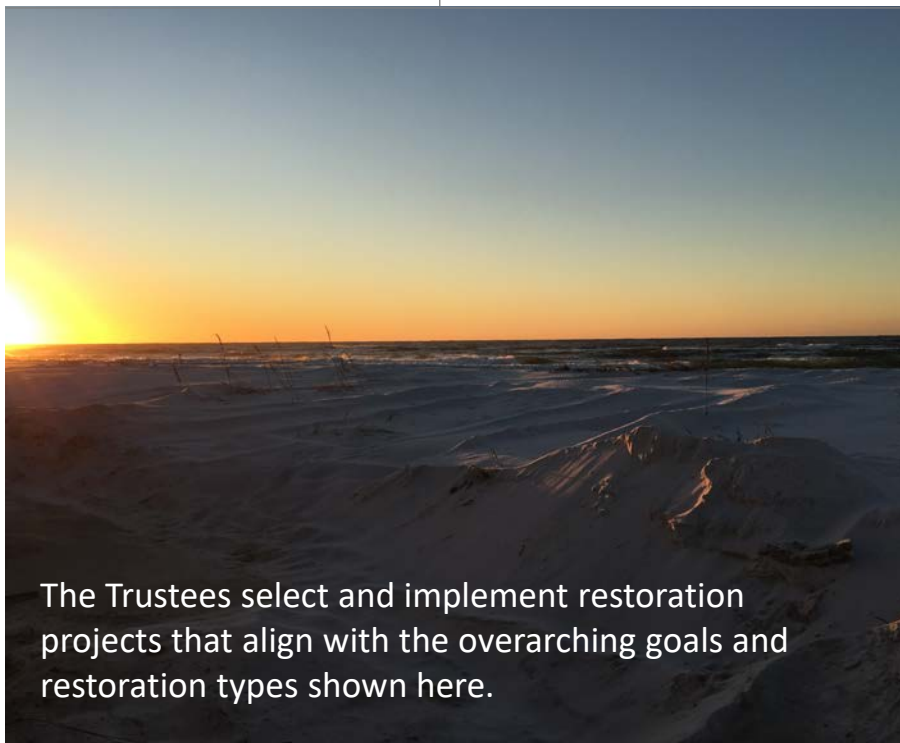
Sea Turtles



Marine Mammals



Mesophotic and Deep Benthic Communities



The Trustees select and implement restoration projects that align with the overarching goals and restoration types shown here.

# Monitoring and Adaptive Management



Photo courtesy of NPS

## WHO WE ARE

The Cross-Trustee Implementation Group (Cross-TIG) Monitoring and Adaptive Management work group consists of representatives of all members of the Trustee Council. The work group encourages compatibility of monitoring and data procedures across all TIGs and serves as a forum to address monitoring and adaptive management topics in *Deepwater Horizon* restoration.

## WHAT WE DO

Activities for 2023-2024 will include:

- Documenting procedures for synthesizing monitoring information and restoration results across TIGs and Restoration Types.
- Planning for the next 5-Year Programmatic Review.
- Continuing to improve the structure for restoration monitoring data in DIVER (the project information database).
- Coordinating with other Gulf restoration programs on monitoring and adaptive management matters.

Adaptive management involves fine-tuning the restoration program over time, based on monitoring results and improved scientific understanding. The process creates an expanding base of knowledge that supports current and future restoration decision-making and further refines which restoration approaches are most effective for different resources and environmental settings.

We previously developed monitoring guidance to evaluate restoration outcomes and benefits to injured resources. We continue to identify additional ecological monitoring needs and other scientific activities to address any information gaps and improve restoration planning and implementation. Trustees develop monitoring and adaptive management plans for each restoration project, following the guidance in the MAM Manual.

The Monitoring and Adaptive Management (MAM) Procedures and Guidelines Manual is available at: [gulfspillrestoration.noaa.gov/monitoring-and-adaptive-management](https://www.gulfspillrestoration.noaa.gov/monitoring-and-adaptive-management).

# Restoration Funding in Dollars

Major Restoration Categories	Unknown Conditions	Region-wide	Open Ocean	Alabama	Florida	Louisiana	Mississippi	Texas	Total Restoration Funding*
<b>1. RESTORE AND CONSERVE HABITAT</b>									
Wetlands, Coastal, and Nearshore Habitats				65,000,000	5,000,000	4,009,062,700	55,500,000	100,000,000	4,234,562,700
Habitat Projects on Federally Managed Lands				3,000,000	17,500,000	50,000,000	5,000,000		75,500,000
Early Restoration Projects (through Phase IV)				28,110,000	15,629,367	259,625,700	80,000,000		383,365,067
<b>2. RESTORE WATER QUALITY</b>									
Nutrient Reduction (Nonpoint Source)				5,000,000	35,000,000	20,000,000	27,500,000	22,500,000	110,000,000
Water Quality (e.g. Stormwater Treatments, Hydrologic Restoration, Reduction of Sedimentation, etc.)					300,000,000				300,000,000
<b>3. REPLENISH AND PROTECT LIVING COASTAL AND MARINE RESOURCES</b>									
Fish and Water Column Invertebrates			380,000,000						380,000,000
Early Restoration Fish and Water Column Invertebrates			20,000,000						20,000,000
Sturgeon			15,000,000						15,000,000
Sea Turtles		60,000,000	55,000,000	5,500,000	20,000,000	10,000,000	5,000,000	7,500,000	163,000,000
Early Restoration Sea Turtles		29,256,165						19,965,000	49,221,165
Submerged Aquatic Vegetation						22,000,000			22,000,000
Marine Mammals		19,000,000	55,000,000	5,000,000	5,000,000	50,000,000	10,000,000		144,000,000
Birds		70,400,000	70,000,000	30,000,000	40,000,000	148,500,000	25,000,000	20,000,000	403,900,000
Early Restoration Birds		1,823,100		145,000	2,835,000	71,937,300		20,603,770	97,344,170
Mesophotic and Deep Benthic Communities			273,300,000						273,300,000
Oysters		64,372,413		10,000,000	20,000,000	26,000,000	20,000,000	22,500,000	162,872,413
Early Restoration Oysters				3,329,000	5,370,596	14,874,300	13,600,000		37,173,896
<b>4. PROVIDE AND ENHANCE RECREATIONAL OPPORTUNITIES</b>									
Provide and Enhance Recreational Opportunities				25,000,000	63,274,513	38,000,000	5,000,000		131,274,513
Early Restoration of Recreational Loss			22,397,916	85,505,305	120,543,167	22,000,000	18,957,000	18,582,688	287,986,076
<b>5. MONITORING, ADAPTIVE MANAGEMENT, AND ADMINISTRATIVE OVERSIGHT</b>									
Monitoring and Adaptive Management		65,000,000	200,000,000	10,000,000	10,000,000	225,000,000	7,500,000	2,500,000	520,000,000
Administrative Oversight and Comprehensive Planning		40,000,000	150,000,000	20,000,000	20,000,000	33,000,000	22,500,000	4,000,000	289,500,000
Adaptive Management NRD Payment for Unknown Conditions	700,000,000								700,000,000
<b>TOTAL NRD FUNDING</b>	<b>\$700,000,000</b>	<b>\$349,851,678</b>	<b>\$1,240,697,916</b>	<b>\$295,589,305</b>	<b>\$680,152,643</b>	<b>\$5,000,000,000</b>	<b>\$295,557,000</b>	<b>\$238,151,458</b>	<b>8,800,000,000</b>

\*The total restoration funding allocation for the Early Restoration work; each Restoration Type; and monitoring, adaptive management, and administrative oversight is \$8.1 billion (plus up to an additional \$700 million for Unknown Conditions and Adaptive Management).